

Product Guide

March 2011



InShade
Interior Conservatory Sails

Introducing the new standard in sun shades!
Better than blinds - it's InShade.

You pick the right amount of shading and most suitable shape for your indoor space: no more clumsy blinds that block the view, restrict your style and are almost impossible to clean. Now you are free to define your indoor space as you want.

InShade sails are elegant, eye-pleasing, and an excellent complement to both traditional and modern tastes.



InShade is UK-made, designed and manufactured by a leading architecture and design company. Nationally recognized as both innovative and cost-effective, InShade offers twenty-four colours and a broad range of beautiful shapes and sizes.

Our fittings secure to timber, PVC, metal, and glass. And if you ever want a change, InShade sails can be easily moved to another location.



When stretched in place, our special fabric always stays taut, yet its care is very simple. InShade is machine washable and permanently fire retardant.

InShade is a new concept in indoor shading but an easy one; you choose where it goes. The proper positioning of InShade sails depends solely on your preference, not the shape or design of your conservatory. You can put up sails right where you need them to control and diffuse excessive sunlight. Lose the glare and keep the view!



Solar control - will reduce heat, light and UV.



Highly creative - use to define space or as focal point feature.



Versatile - has a stretch of up to 30%.




High quality - engineered and fabricated in the UK. Comes with full technical and design support.



Inherently fire retardant - meets BS 5867 : Part 2 : 1980.



Machine washable - for minimum maintenance.


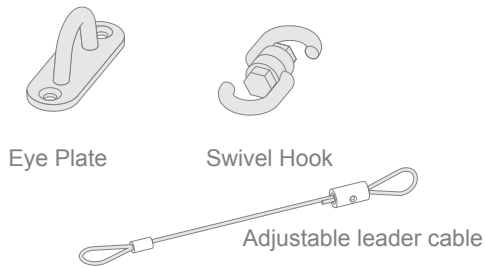


Engineered to be robust but unobtrusive, InShade sails are deceptively simple. The clean, functional design can be enjoyed in all seasons, as a sunscreen and as an elegant way to define space. The sails go only where you want and remove in seconds for easy cleaning.




InShade offers standard sails to suit the style and dimensions of any space. Used alone or in combination, the sails immediately provide a fresher, lighter touch than cumbersome blinds. Select a less traditional layout and InShade transforms a room. InShade also comes in a special diamond design to perfectly fit in Victorian-style conservatories.

InShade can be stretched, twisted, and shaped – the only limit is your imagination. Work with our experts on a custom shape to meet special requirements.




Rectangular Sails :

Triangular Sails (right angle) :



Square Sails :

Triangular Sails :



Victorian Specials :

Custom Sails :

Our standard stainless steel fittings fit easily and securely to timber, PVC, and metal - the most common materials in modern and traditional conservatories. Special fittings are also available to fix InShade to glass. Please read our installation guide for further details on suitable fitting types and locations, and if in doubt consult with your conservatory supplier.

Brick to Bone, Slate to Sage, over twenty-four popular colours are available, including black and white. They all come in the sturdy, machine washable fabric that is InShade's secret to always looking good.

White sails provide a classic look and are the most popular choice. Add a touch of drama with a single sail in a strong accent colour, or put your decorating scheme in complete relief with a suite of neutrals.

Printing personalizes the sails further, brightening or lending a designer touch to your indoor space. Use your own photo or digital design, or browse our images online and pick your favourite from that range. We use dye sublimation printing, which penetrates the fabric's every fibre. This process keeps images sharp even when stretched across your conservatory. Sails up to 1.5 metres x 1.5 metres can be printed to order.





Contact :

Shadeplus
95 Stirling Enterprise Park
Stirling
FK7 7RP

+44(0)1786 450083
info@shadeplus.co.uk

InShade sails are easy to work with and you can design the layout of your InShade sails using our free guide for suggestions. The guide offers you multiple, pre-designed options with a set of eye-catching layouts for the most popular conservatory styles. The guide contains more than 50 designs, whose layouts range from understated to elegant to spectacular. We've done most of the design work for you, so you can save money and still enjoy the InShade effect. The guide can be found at www.shadeplus.co.uk.

Or, use our Design Service. Just measure and photograph the area where you want your InShade sails, and we'll do the rest. Our design team will draw up a layout design similar to those in the guide but tailored to your taste and needs, including sail shape, size, and colour. Our Design Service's layout will use standard InShade sails in a composition that meets your specifications and the dimensions of your indoor space. All that is required is your completion of a simple self-survey form that helps us recreate your space's size and other details, ensuring the best service to you. The self-survey can be found at www.shadeplus.co.uk/survey.



InShade is designed so that it's easy for you to install, but for your convenience our Installation Service is also available in most locations.

Fabric construction
90% Avora Plus and 10% Lycra

Typical fixing loads
10-15Kg

Fire Rating
The base fabric is inherently flame retardant and this is permanent and will not wash or wear out. It has been tested to the following standards;

BS 5867 : Pt 2 1980 (UK)
B1 (Germany and Europe)
NFPA 701 Small Scale (USA)

Screening
Our smart fabric cuts out glare while maximizing natural light levels; blocking 80% of visible light on bright sunny days but only 40% of light on cloudy days. (Levels given are average values for white sails and actual values will vary depending on fabric colour and amount of stretch.)

UVA*	85%
UVB*	95%

*figure in addition to the screening from existing roof